

AUTOMATIC SIDE-LOADING DISHWASHERS

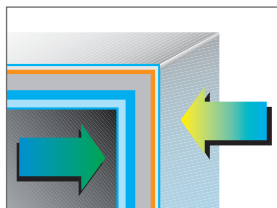


ANGELO PO

AUTOMATIC SIDE-LOADING DISHWASHERS



Stainless steel wash and rinse spray arms.



Double skin hood.



TECHNICAL FEATURES:

- all models in 18-10 AISI304 stainless steel,
- opening hood with front handle,
- double skin hood,
- wash cycle starts on lowering hood,
- safety microswitch,
- twin wash and rinse circuit with 18-10 stainless steel spray arms,
- wired filter in 18-10 stainless steel on the washing pump aspiration,
- 18-10 stainless steel filters on the tank area,
- insulated 18-10 AISI304 stainless steel rinse boiler,
- continuous duty high-capacity wash pump, with thermal protection,
- pump heated elements protected by pressure device,
- tank and boiler temperature automatic control and temperature display on the control panel,
- boiler safety thermostat,
- automatic adjustable rinse-aid dispenser,
- mains water no-return hygiene device,
- suitable also for corner installation,
- height-adjustable 18-10 stainless steel feet,
- built to CE standards.

CONSTRUCTION FEATURES OF THE ELECTRONIC VERSION

- The atmospheric boiler with BREAK TANK function, through its cold water feed holding device, guarantees a constant rinse at 85°C. The BREAK TANK function - water feed circuit stop – assures the non-return of the washing water in the net. Rinse pump,
- 4 washing cycles: 50, 100, 150, 720 (modifiable) seconds.



CONTROL PANEL, MOD.KD130E



CONTROL PANEL, MOD.KD100

ALL MODELS CAN BE EQUIPPED WITH SHELVES OR TABLES FOR BASKET INFEED/OUTFEED, SORTING TABLES WITH PRE-WASH TANK AND STORAGE TABLE.

KD100 TECHNICAL FEATURES:

- inclined washing tank, specially shaped in order to optimize the washing power; capacity: 30 lts
- washing pump power: 1.5 HP
- 2 washing cycles: 60-120 seconds
- useful working height of washing tunnel: 370 mm.



TEUKD70 side table + KD130 dishwashing machine
+ TEUKD12 basket storage table.

KD130 TECHNICAL FEATURES:

- inclined washing tank, specially shaped in order to optimize the washing power; capacity: 42 lts
- self-washing vertical pump power: 2 HP
- 3 washing cycles: 50-100-150 seconds
- useful working height of washing tunnel: 410 mm.
- An electronic version (mod. KD130E) is available, endowed with atmospheric boiler (BREAK TANK function) for a constant rinse at 85°C and with digital control board having the following functions: 4 washing cycles 1/2/3 minutes + infinity (5 minutes) that can be preset, automatic tank and boiler temperatures control with led display through the digital thermostat of the control board, Thermostop function to assure that correct boiler temperature has been reached before rinsing, Energy saving device to reduce the boiler temperature when the appliance is in waiting state before another cycle, self-diagnosis and self-cleaning.



TP12FS pre-wash table + KD130 dishwashing machine
+TEUKD70 basket storage table.

Washing tank with 18-10 stainless steel filters on KD100-KD130-KD130E models.



KD100-KD130-KD130E washing tank inside.



The basket rack lifts up on KD130-KD130E to ease the access to components.



AUTOMATIC SIDE-LOADING DISHWASHERS



1. Infeed/outfeed shelf model MEUKD60.

2. Infeed/outfeed table model TEUKD70.

3. Pre-wash table with hole and sink mod.TP12FS.

4. Pre-wash table with sink mod.TP12S.

5. Pre-wash table with left hole mod.TP15FS, mobile refuse bin mod. PCR40.

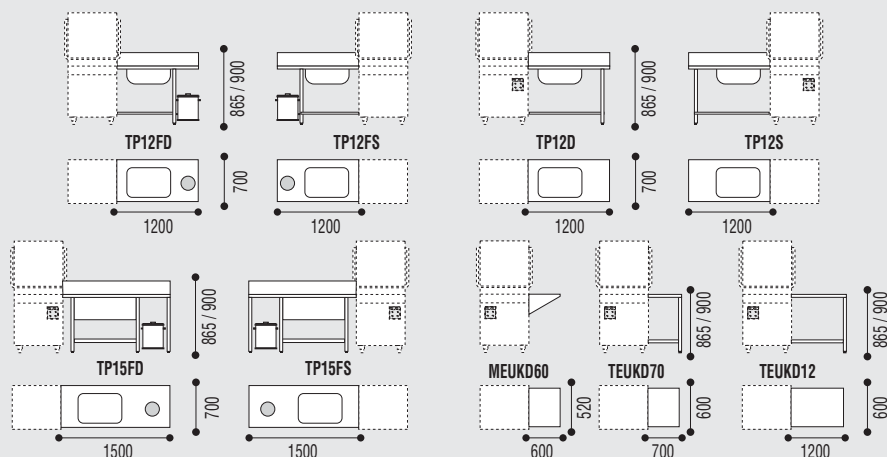
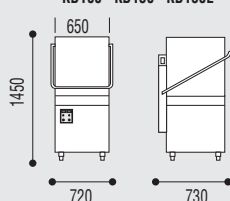
6. Infeed/outfeed table mod. TEUKD12



AUTOMATIC SIDE-LOADING DISHWASHERS

mod.		KD100	KD130	KD130E
Power Supply		400 / 3N / 50 Hz	400 / 3N / 50 Hz	400 / 3N / 50 Hz
Water supply (8-12°F, 2÷4 bar)	°C	50	50	50
Washing pump	Watt (HP)	1120 (1,5)	1500 (2)	1500 (2)
Boiler heated element	Watt	9000	9000	9000
Tank heated element	Watt	2700	4500	2700
Total absorbed power	Watt	10120	10500	10500
Tank capacity	lt.	30	42	42
Boiler capacity	lt.	10	10	15
Water consumption per cycle	lt.	4	4	
Washing cycles	Sec.	60 - 120	50 - 100 - 150	50 - 100 - 150 - 720 (modif.)
Approximate output	piatti / h	1100	1300	1300
Basket dimensions	cm	50 x 50	50 x 50	50 x 50
Max.dish diameter	cm	41	41	41
Standard supplied resin baskets		2 dish baskets (16/18 dishes) 1 basket 2 godet posate	2 dish baskets (16/18 dishes) 1 basket 2 godet posate	2 dish baskets (16/18 dishes) 1 basket 2 godet posate
Power supply cord, feed hose/drain hose		supplied	supplied	supplied
Noise level		< 70dB	< 70dB	< 70dB

KD100 - KD130 - KD130E



ANGELO PO Grandi Cucine SpA
41012 CARPI (MO) - ITALY
S/S Romana Sud, 90
Tel. +39/059/639 411
Fax +39/059/642 499
<http://www.angelopo.it>
E-mail: angelopo@angelopo.it

7Y90927-3

In line with policy to continually improve its products Angelo Po Grandi cucine reserves the right to change specifications and design without notice.

Quality and Environmental
Management System Certified
UNI EN ISO 9001:2000/14001:2004



Certification n ° CSQ 9190.ANPO
Certification n ° CSQ 9191.ANP2

Представительство на территории РФ:



с 1990 года

а/я 7, 117485, Россия, Москва, Миклухо-Маклая, 23 Б, т/факс: 007+495+101 3986
e-mail: gabel@dol.ru, www.praktika.df.ru